


Nikko AM KiwiSaver Scheme

BALANCED FUND

Fund Update



What is the purpose of this update?

This document tells you how the Balanced Fund has performed and what fees were charged. The document will help you to compare the fund with other funds. Nikko AM NZ prepared this update in accordance with the Financial Markets Conduct Act 2013. This information is not audited and may be updated.

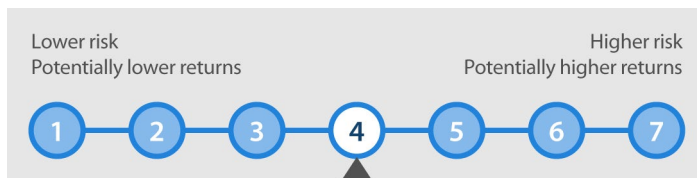
Description of this fund

The Fund aims to achieve a return which exceeds the benchmark return by 1.50% p.a. over a rolling three year period before fees, expenses and taxes. The Balanced Fund invests across a range of actively managed funds to create a diversified portfolio with a balanced mix of lower and higher risk assets.

Total value of the fund	\$3,448,949
Number of investors in the fund	122
The date the fund started	3 April 2018

What are the risks of investing?

Risk indicator for the Balanced Fund:



The risk indicator is rated from 1 (low) to 7 (high). The rating reflects how much the value of the fund's assets goes up and down. A higher risk generally means higher potential returns over time, but more ups and downs along the way.

To help you clarify your own attitude to risk, you can seek financial advice or work out your risk profile at www.sorted.org.nz/tools/investor-kickstarter.

Note that even the lowest category does not mean a risk-free investment, and there are other risks that are not captured by this rating.

This risk indicator is not a guarantee of a fund's future performance. The risk indicator is based on the returns data for the five year period to June 2023. While risk indicators are usually relatively stable, they do shift from time to time. The risk indicator will continue to be updated in future fund updates. See the product disclosure statement (PDS) for more information about the risks associated with investing in this fund.

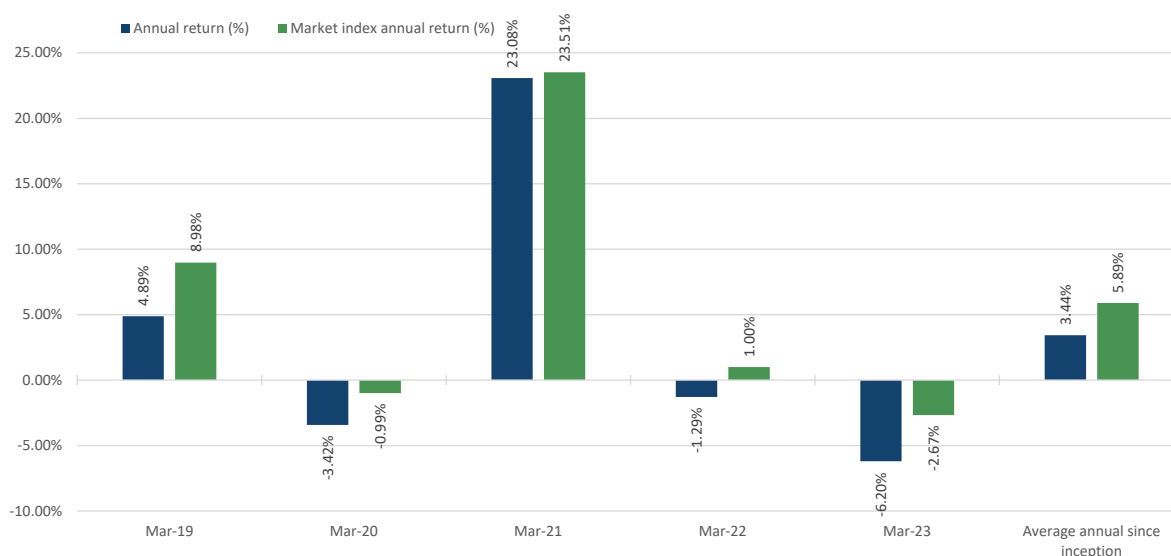
How has the fund performed?¹

	Average over past 5 years	Past year
Annual return <i>(after deductions for charges and tax)</i>	3.02%	4.76%
Annual return <i>(after deductions for charges but before tax)</i>	3.30%	5.18%
Composite of market index annual return and peer group indices annual return <i>(reflects some deduction for charges² and no deduction for tax)</i>	5.51%	8.77%

Nikko AM is relying on the Financial Markets Conduct (Market Index) Exemption Notice 2018 and have created a composite index in order to calculate the market index annual return. The Manager believes the use of a composite benchmark for these funds would be useful to investors in assessing the performance of the fund as a whole. The composite market index for each fund is made up of the index of the underlying sector funds (where an Appropriate Market Index or Peer Group Index is available) multiplied by the respective target investment mix. Some of the underlying sector fund index returns include imputation credits. The fund returns include imputation credits.

Additional information is available on the officer register at <https://disclose-register.companiesoffice.govt.nz/>.

Annual return graph^{2,3}



This shows the return after fund charges and tax for each year ending 31 March since the fund started. The last bar shows the average annual return since the fund started, up to 30 June 2023.

Important: This does not tell you how the fund will perform in the future.

Returns in this update are after tax at the highest prescribed investor rate (PIR) of tax for an individual New Zealand resident. Your tax may be lower.

What fees are investors charged?

Investors in the Balanced Fund are charged fund charges. In the year to 31 March 2023, these were (inclusive of GST where applicable):

	% of net asset value
Total fund charges	0.93%
Which are made up of:	
Total management and administration charges	0.93%
Including:	
Manager's basic fee	0.73%
Other management and administration charges*	0.20%
Total performance-based fees	0.00%
<hr/>	
Other charges	\$ amount per investor
Annual membership fee	\$30 per annum

Investors may also be charged individual action fees for specific actions or decisions (for example, for withdrawing from or switching funds). See the Nikko AM KiwiSaver Scheme Diversified Funds PDS for more information about those fees.

On 1 July, the Manager's fee increased to 0.84%, other management and administration fees decreased to 0.10%. Total fund charges are now 0.94%.

*An underlying fund, the Nikko AM Wholesale Multi-Strategy Fund, into which the Fund invests, has expenses embedded.

Example of how this applies to an investor

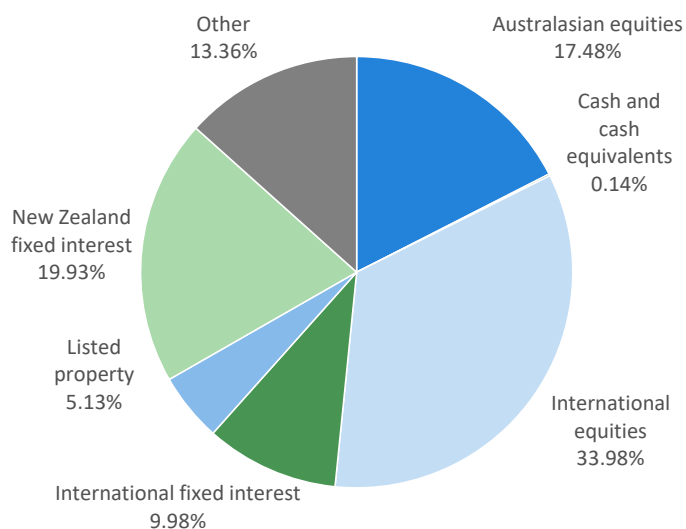
Small differences in fees and charges can have a big impact on your investment over the long term.

Simon had \$10,000 in the fund at the start of the year and did not make any further contributions. At the end of the year, Simon received a return after fund charges were deducted of \$518 (that is 5.18% of his initial \$10,000). Simon also paid \$30 in other charges. This gives Simon a total return after tax of \$446 for the year.⁴

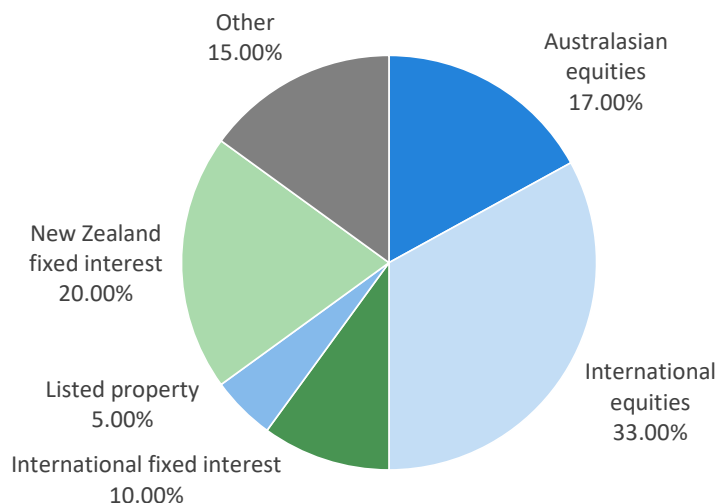
What does the fund invest in?

This shows the types of assets that the fund invests in.

Actual investment mix ⁵



Target investment mix ⁶



Top 10 investments

Name	Type	Country	Credit rating (if debt securities)	Percentage of fund's net asset value
1 JPM Multi Manager Alternatives	Other – interest in a diversified fund	United States		8.25%
2 Westpac 11am Call Account	Cash and cash equivalents	New Zealand	AA-	6.16%
3 Microsoft Corp	International equities	United States		2.12%
4 Infratil Limited	Australasian equities	New Zealand		1.93%
5 Fisher & Paykel Healthcare	Australasian equities	New Zealand		1.90%
6 Spark New Zealand Ltd	Australasian equities	New Zealand		1.78%
7 Contact Energy Limited	Australasian equities	New Zealand		1.49%
8 Auckland International Airport Ltd	Australasian equities	New Zealand		1.01%
9 Accenture Plc	International equities	Ireland		1.01%
10 Goodman Property Trust	Listed property	New Zealand		0.97%

The total value of the top 10 investments makes up 26.62% of the net asset value of the fund.

There is currency exposure on international assets in the fund as only a portion of this is hedged. Currently the fund's foreign currency exposure is 22.65%.

For underlying funds that the Fund invests in which use currency hedging, foreign currency exchange contracts are used to mitigate currency risk. However, it is not possible to fully mitigate all currency risks, and therefore the currency hedging in place may not fully replicate the currency exposure of your investments. It should be noted the allocation to funds which currency hedge their assets comprises the value of the underlying assets and the value of the currency hedges. Accordingly, as the value of currency hedges change the exposure to underlying assets will be less than or greater than the disclosed allocation.

For more information on currency exposure please refer to the Statement of Investment Policy and Objectives (SIPO) which can be found on the Disclose register at

<https://disclose-register.companiesoffice.govt.nz/>

Key personnel

	Name	Current position	Time in current position	Previous or other current position	Time in previous or other current position
1	Stuart Williams	Managing Director, Co-Head of Equities and Member of Investment Committee	0 years and 3 months	Head of Equities – Nikko Asset Management New Zealand Limited	8 years and 7 months
2	Fergus McDonald	Head of Bonds and Currency and Member of Investment Committee	23 years and 0 months	NZ Fixed Interest Portfolio Manager - Nikko Asset Management New Zealand Limited	10 years and 5 months
3	Michael Sherrock	Co-Head of Equities and Member of Investment Committee	0 years and 3 months	Portfolio Manager – Nikko Asset Management New Zealand Limited	8 years and 5 months
4	Sam Bryden	Head of Distribution and Member of Investment Committee	0 years and 3 months	Senior Relationship Manager – Nikko Asset Management New Zealand Limited	4 years and 5 months
5	James Rogers	Chief Operating Officer and Member of Investment Committee	6 years and 3 months	Senior Project Manager – Nikko Asset Management New Zealand Limited	0 years and 5 months

Further information

You can also obtain this information, the PDS for the Nikko AM KiwiSaver Scheme, and some additional information from the offer register at <https://disclose-register.companiesoffice.govt.nz/>

Notes

¹ Performance has been calculated from 23 April 2018, when the first investment was made in the fund.

² The peer group index for the Nikko AM Wholesale Multi-Strategy Fund is net of charges. All other indices are before deductions for charges and tax.

³ The bar chart shows fund returns after the deduction of fees and taxes, however, the market index returns are shown before any fees or taxes are deducted.

⁴ For the purpose of this example, the start of the year is 1 July 2022.

⁵ “Other” refers to the Nikko AM Wholesale Multi-strategy Fund.

⁶ All investments in this fund update are described in New Zealand dollars.