


Nikko AM KiwiSaver Scheme

# NZ CORPORATE BOND FUND

## Fund Update



## What is the purpose of this update?

This document tells you how the NZ Corporate Bond Fund has performed and what fees were charged. The document will help you to compare the fund with other funds. Nikko AM NZ prepared this update in accordance with the Financial Markets Conduct Act 2013. This information is not audited and may be updated.

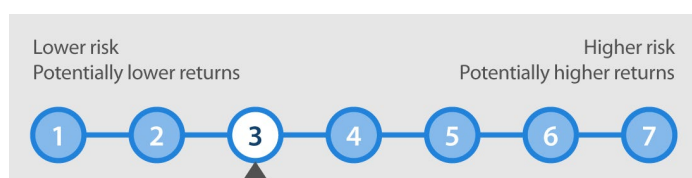
## Description of this fund

The Fund aims to outperform Bloomberg NZBond Credit 0+ Year Index by 0.70% p.a. over a rolling three year period before fees, expenses and taxes. The NZ Corporate Bond Fund aims to generate income by constructing an actively managed investment portfolio of New Zealand bonds, deposits and cash whilst preserving the capital value.

Total value of the fund	\$62,937
Number of investors in the fund	11
The date the fund started	3 April 2018

## What are the risks of investing?

### Risk indicator for the NZ Corporate Bond Fund:



The risk indicator is rated from 1 (low) to 7 (high). The rating reflects how much the value of the fund's assets goes up and down. A higher risk generally means higher potential returns over time, but more ups and downs along the way.

To help you clarify your own attitude to risk, you can seek financial advice or work out your risk profile at [www.sorted.org.nz/tools/investor-kickstarter](http://www.sorted.org.nz/tools/investor-kickstarter).

Note that even the lowest category does not mean a risk-free investment, and there are other risks that are not captured by this rating.

This risk indicator is not a guarantee of a fund's future performance. The risk indicator is based on the returns data for the five year period to March 2022<sup>1</sup>. While risk indicators are usually relatively stable, they do shift from time to time. The risk indicator will continue to be updated in future fund updates. See the product disclosure statement (PDS) for more information about the risks associated with investing in this fund.

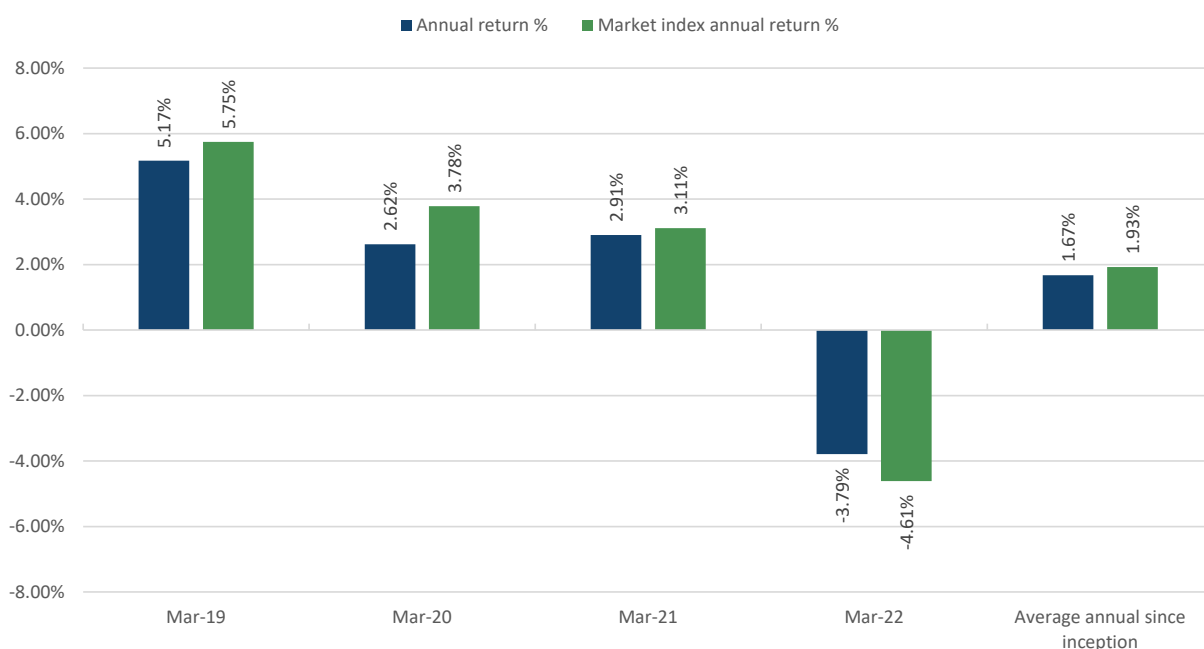
## How has the fund performed?

	Past year
Annual return <i>(after deductions for charges and tax)</i>	-3.79%
Annual return <i>(after deductions for charges but before tax)</i>	-5.25%
Market index annual return <i>(reflects no deduction for charges and tax)</i>	-4.61%

The market index on which the annual return is based is the Bloomberg NZBond Credit 0+ Year Index.

Additional information about the market index is available on the offer register at <https://disclose-register.companiesoffice.govt.nz/>.

## Annual return graph<sup>2,3</sup>



This shows the return after fund charges and tax for each year ending 31 March since the fund started. The last bar shows the average annual return since the fund started, up to 31 March 2022.

**Important:** This does not tell you how the fund will perform in the future.

Returns in this update are after tax at the highest prescribed investor rate (PIR) of tax for an individual New Zealand resident. Your tax may be lower.

## What fees are investors charged?

Investors in the Nikko AM NZ Corporate Bond Fund are charged fund charges. In the year to 31 March 2022, these were (inclusive of GST where applicable):

	% of net asset value
<b>Total fund charges</b>	<b>0.80%</b>
Which are made up of:	
<b>Total management and administration charges</b>	<b>0.80%</b>
Including:	
Manager's basic fee	0.80%
Other management and administration charges	0.00%
<b>Total performance-based fees</b>	<b>0.00%</b>
<hr/>	
<b>Other charges</b>	\$ amount per investor
Annual membership fee	\$30 per annum

Investors may also be charged individual action fees for specific actions or decisions (for example, for withdrawing from or switching funds). See the Nikko AM KiwiSaver Scheme PDS for more information about those fees.

## Example of how this applies to an investor

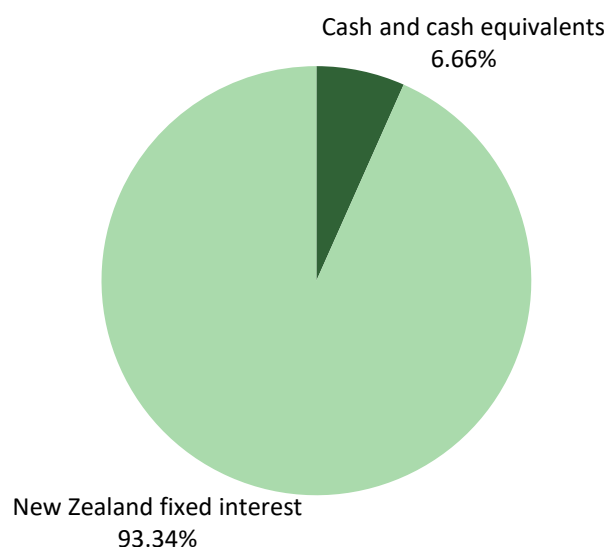
Small differences in fees and charges can have a big impact on your investment over the long term.

Simon had \$10,000 in the fund at the start of the year and did not make any further contributions. At the end of the year, Simon incurred a loss after fund charges were deducted of \$525 (that is -5.25% of his initial \$10,000). Simon also paid \$30 in other charges. This gives Simon a total loss after tax of \$409 for the year.<sup>4</sup>

## What does the fund invest in?

This shows the types of assets that the fund invests in.

### Actual investment mix



### Target investment mix<sup>5</sup>

New Zealand fixed interest	100%
----------------------------	------

## Top 10 investments

Name	Type	Country	Credit rating (if debt securities)	Percentage of fund's net asset value
1 Westpac NZ 1.439% 02/24/26	New Zealand fixed interest	New Zealand	AA-	4.12%
2 Housing NZ 3.42% 18/10/2028	New Zealand fixed interest	New Zealand	AAA	3.71%
3 Westpac New Zealand Ltd 160227 3.696 Cb	New Zealand fixed interest	New Zealand	AA-	3.32%
4 NZ Govt Inflation Index Bond 20/09/25	New Zealand fixed interest	New Zealand	AAA	3.03%
5 Kiwibank Ltd 2.155% 20/09/2024	New Zealand fixed interest	New Zealand	A+	2.98%
6 ASB Bank Ltd 040526 1.646 Cb	New Zealand fixed interest	New Zealand	AA-	2.98%
7 Kiwi 2.635% 05/10/2026	New Zealand fixed interest	New Zealand	A+	2.69%
8 Insurance Australia Group Ltd 150643 5.15 CB	New Zealand fixed interest	Australia	BBB	2.29%
9 ASB Bank Ltd 1.83% 08/19/2024	New Zealand fixed interest	New Zealand	AA-	2.27%
10 Chorus Ltd 4.35% 06/12/2028	New Zealand fixed interest	New Zealand	BBB	2.21%

The total value of the top 10 investments makes up 29.60% of the net asset value of the fund.

## Key personnel

	Name	Current position	Time in current position	Previous position	Time in previous or other current position
1	Fergus McDonald	Head of Bonds and Currency	21 years and 9 months	NZ Fixed Interest Portfolio Manager - Nikko Asset Management New Zealand Limited	10 years and 5 months
2	Ian Bellew	Fixed Income Manager	10 years and 3 months	Cash Portfolio Manager - Nikko Asset Management New Zealand Limited	4 years and 10 months
3	Matthew Johnson	Fixed Income Manager	3 years and 6 months	Senior Strategy Analyst – The Comfort Group	2 years and 6 months
4	George Carter	Managing Director	6 years and 5 months	Director, Head of Distribution, AMP Capital Investors NZ Limited	6 years and 4 months

## Further information

You can also obtain this information, the PDS for the Nikko AM KiwiSaver Scheme, and some additional information from the offer register at <https://disclose-register.companiesoffice.govt.nz/>.

## Notes

<sup>1</sup> Because the fund is less than five years old, the risk indicator uses returns data partly from returns of the fund, and partly (from April 2017 to March 2018) from the Bloomberg NZBond Credit 0+ Year Index. As a result of this, the risk indicator may provide a less reliable indicator of the potential future volatility of the fund.

<sup>2</sup> Performance has been calculated from 23 April 2018, when the first investment was made in the fund.

<sup>3</sup> The bar chart shows fund returns after the deduction of fees and taxes, however, the market index returns are shown before any fees or taxes are deducted.

<sup>4</sup> For the purpose of this example, the start of the year is 1 April 2021.

<sup>5</sup> All investments in this fund update are described in New Zealand dollars.