


Nikko AM KiwiSaver Scheme

NZ CASH FUND

Fund Update



What is the purpose of this update?

This document tells you how the NZ Cash Fund has performed and what fees were charged. The document will help you to compare the fund with other funds. Nikko AM NZ prepared this update in accordance with the Financial Markets Conduct Act 2013. This information is not audited and may be updated.

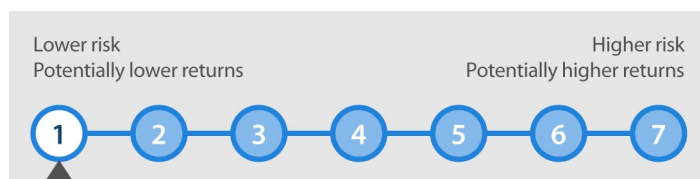
Description of this fund

The fund aims to outperform the Bloomberg NZBond Bank Bill Index by 0.20% p.a. over a rolling three year period before fees, expenses and taxes. The NZ Cash Fund provides investors with a portfolio of short term deposits and bonds while preserving capital value.

Total value of the fund	\$1,635,779
Number of investors in the fund	41
The date the fund started	3 April 2018

What are the risks of investing?

Risk indicator for the NZ Cash Fund:



The risk indicator is rated from 1 (low) to 7 (high). The rating reflects how much the value of the fund's assets goes up and down. A higher risk generally means higher potential returns over time, but more ups and downs along the way.

To help you clarify your own attitude to risk, you can seek financial advice or work out your risk profile at www.sorted.org.nz/tools/investor-kickstarter.

Note that even the lowest category does not mean a risk-free investment, and there are other risks that are not captured by this rating.

This risk indicator is not a guarantee of a fund's future performance. The risk indicator is based on the returns data for the five year period to December 2022.¹ While risk indicators are usually relatively stable, they do shift from time to time. The risk indicator will continue to be updated in future fund updates. See the product disclosure statement (PDS) for more information about the risks associated with investing in this fund.

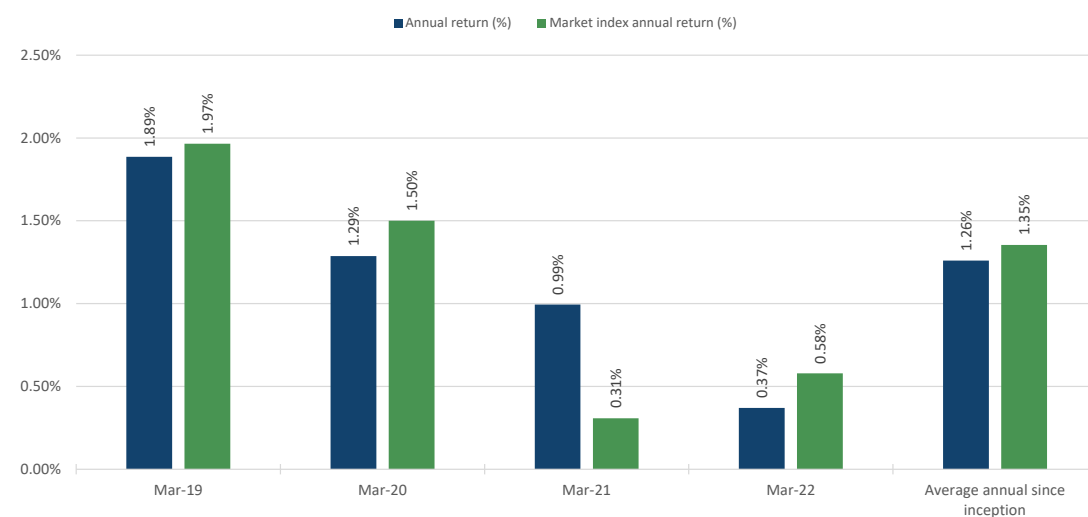
How has the fund performed?

	Past year
Annual return (after deductions for charges and tax)	1.57%
Annual return (after deductions for charges but before tax)	2.19%
Market index annual return (reflects no deduction for charges and tax)	2.33%

The market index on which the annual return is based is the Bloomberg NZBond Bank Bill Index.

Additional information about the market index is available on the offer register at <https://disclose-register.companiesoffice.govt.nz/>.

Annual return graph.²



This shows the return after fund charges and tax for each year ending 31 March since the fund started. The last bar shows the average annual return since the fund started, up to 31 December 2022.

Important: This does not tell you how the fund will perform in the future.

Returns in this update are after tax at the highest prescribed investor rate (PIR) of tax for an individual New Zealand resident. Your tax may be lower.

What fees are investors charged?

Investors in the Nikko AM NZ Cash Fund are charged fund charges. In the year to 31 March 2022, these were expected to be (inclusive of GST where applicable):

	% of net asset value
Total fund charges	0.45%
Which are made up of:	
Total management and administration charges	0.45%
Including:	
Manager's basic fee	0.45%
Other management and administration charges	0.00%
Total performance-based fees	0.00%
<hr/>	
Other charges	\$ amount per investor
Annual membership fee	\$30 per annum

Investors may also be charged individual action fees for specific actions or decisions (for example, for withdrawing from or switching funds). See the Nikko AM KiwiSaver Scheme PDS for more information about those fees.

Example of how this applies to an investor

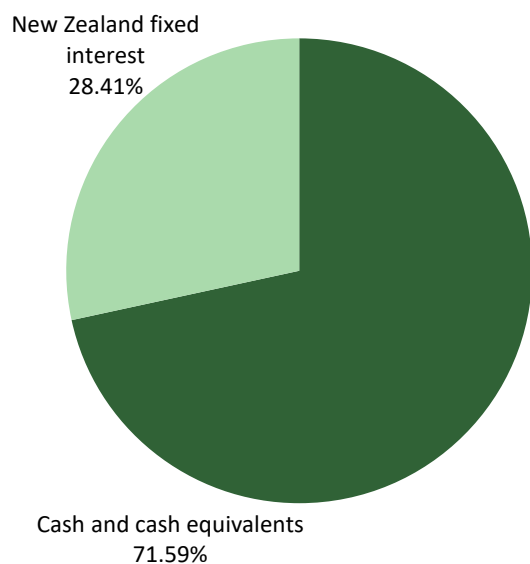
Small differences in fees and charges can have a big impact on your investment over the long term.

Simon had \$10,000 in the fund at the start of the year and did not make any further contributions. At the end of the year, Simon received a return after fund charges were deducted of \$219 (that is 2.19% of his initial \$10,000). Simon also paid \$30 in other charges. This gives Simon a total return after tax of \$127 for the year.³

What does the fund invest in?

This shows the types of assets that the fund invests in.

Actual investment mix



Target investment mix⁴

Cash and cash equivalents and New Zealand fixed interest	100%
--	------

Top 10 investments

	Name	Type	Country	Credit rating (if debt securities)	Percentage of fund's net asset value
1	HSBC Bank New Zealand 111124 Frn	New Zealand fixed interest	New Zealand	AA-	5.88%
2	New Zealand Tax Trading Co 110123 Rcd	Cash and cash equivalents	New Zealand	AAA	5.51%
3	Rabobk Nfix3fra + 38 28/06/2024	New Zealand fixed interest	New Zealand	A	5.36%
4	Bank of New Zealand 180324 Frn	New Zealand fixed interest	New Zealand	AA-	4.91%
5	Bank of China	Cash and cash equivalents	New Zealand	A	4.83%
6	Ind. And Comm. Bank of China Nzd 260525 Frn	New Zealand fixed interest	New Zealand	A	4.25%
7	New Zealand Tax Trading Co 050523 Rcd	Cash and cash equivalents	New Zealand	AAA	3.24%
8	China Construct Nz 180123 4.00 Td	Cash and cash equivalents	New Zealand	A	2.99%
9	Rabobank Nederla 160625 Frn	New Zealand fixed interest	New Zealand	A	2.84%
10	Mufg Bank Ltd Auckland Branch 051124 Frn	New Zealand fixed interest	New Zealand	A	2.81%

The total value of the top 10 investments makes up 42.62% of the net asset value of the fund.

Key personnel

	Name	Current position	Time in current position	Previous position	Time in previous or other current position
1	Fergus McDonald	Head of Bonds and Currency	22 years and 6 months	NZ Fixed Interest Portfolio Manager - Nikko Asset Management New Zealand Limited	10 years and 5 months
2	Ian Bellew	Fixed Income Manager	11 years and 0 months	Cash Portfolio Manager - Nikko Asset Management New Zealand Limited	4 years and 10 months
3	Matthew Johnson	Fixed Income Manager	4 years and 3 months	Senior Strategy Analyst – The Comfort Group	2 years and 6 months
4	George Carter	Managing Director	7 years and 2 months	Director, Head of Distribution, AMP Capital Investors NZ Limited	6 years and 4 months

Further information

You can also obtain this information, the PDS for the Nikko AM KiwiSaver Scheme, and some additional information from the offer register at <https://disclose-register.companiesoffice.govt.nz/>.

Notes

¹ Because the fund is less than five years old, the risk indicator uses returns data partly from returns of the fund, and partly (from January 2018 to March 2018) from the Bloomberg NZBond Bank Bill index. As a result of this, the risk indicator may provide a less reliable indicator of the potential future volatility of the fund.

² The bar chart shows fund returns after the deduction of fees and taxes, however, the market index returns are shown before any fees or taxes are deducted.

³ For the purpose of this example, the start of the year is 1 January 2022.

⁴ All investments in this fund update are described in New Zealand dollars.